



# DESIGN STUDIO QUESTIONNAIRE

*Tell us more about you and your dream home.*





# INTRODUCTION

Our Team is excited to serve you as you design and build your dream home! We know it can be overwhelming as the possibilities are endless! There is a lot to choose from, and every customer we have built for has done something unique. While you won't see or think of every possibility, don't worry, your home will be just as uniquely yours and we will be here to guide you! Please complete this short questionnaire so we can get to know you a little better and understand your design style and preferences. This will give our Design Professional a much better understanding to personalize your unique vision and help you design your dream home!

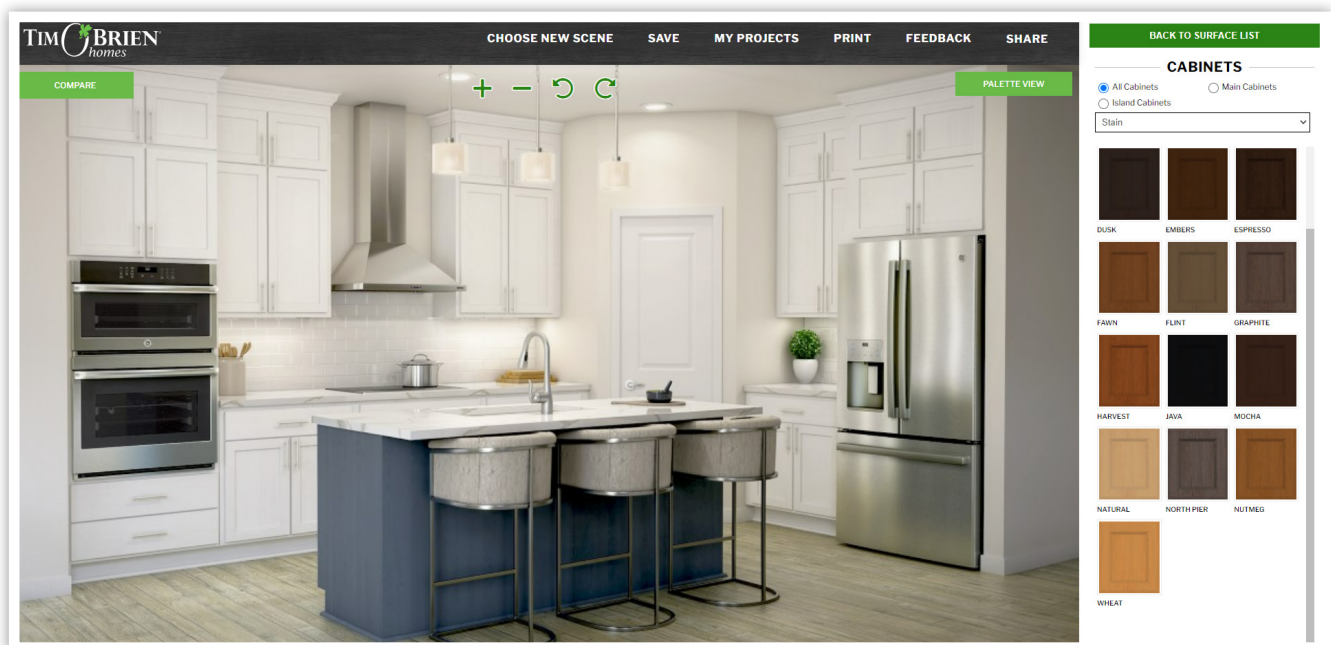
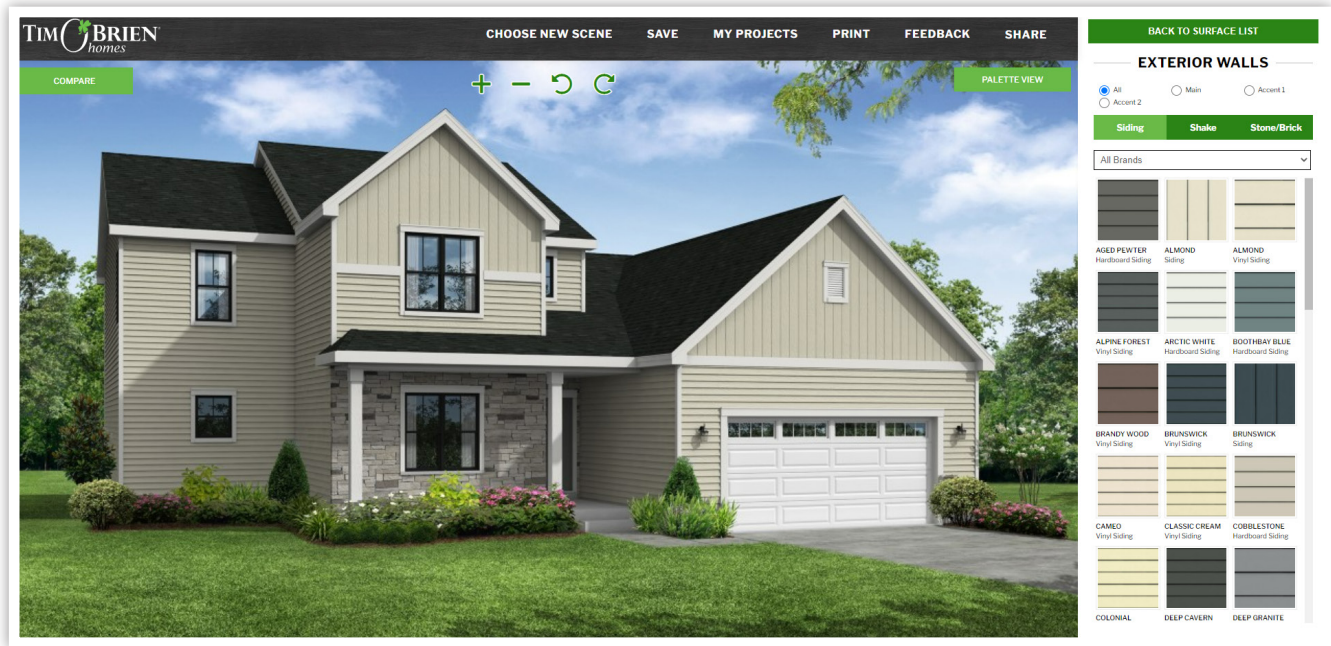




www.timobrienhomes.com/visualizer

# INTERIOR & EXTERIOR HOME VISUALIZER TOOL

Choose from a variety of kitchen layouts and exterior floor plans to see how each of our selections will look in your new home! The home visualizer on our website is a helpful tool for you to get a feel for your design preferences prior to your selectitons appointment.



Please note that these scenes are an artistic representation of product offerings and should not be viewed as exact product examples. Please see your New Home Sales Professional or Design Professional with questions or concerns.

# MEET YOUR DESIGN PROFESSIONAL

Our Design Professionals are there to guide you through the selections process and assist you with choosing the finishes for your home. If you haven't already, please attend a Design Studio Preview (register at [timobrienhomes.com/design-studios](https://timobrienhomes.com/design-studios)). These previews give you the chance to meet our Design Team, enjoy a guided tour, and see the wide variety of choices Tim O'Brien Homes has available.



## **Mallory Schilz** - *Madison*

Mallory Donoghue has an Interior Architecture Degree from UW-Stevens Point and is an ALA (American Lighting Association) Certified Lighting Specialist. She has experience for a custom home builder in the Chicago area as well as experience as a design assistant at Madison Lighting. Mallory is familiar with all aspects of the selections process and enjoys using her knowledge to help people understand how to use the space in a home to better serve them based on their lifestyle. She loves being a part of turning customers' dreams into reality. Mallory makes the selections process fun by bringing high energy and excitement to what can be an overwhelming time.



## **Reagan Storey** - *Madison*

Reagan recently graduated from Madison College with an Associates Degree in Interior Design. While in school, she served on the IIDA Student Board as the Student President for the 2020-2021 school year. She is passionate about designing for inclusion and accessibility, along with trying to add touches of biophilic design wherever she can. She is so excited to be working at Tim O'Brien Homes in Madison as a Design Professional helping customers choose finishes that meet their aesthetic and that provide the best function for their homes. When she is not working, you can find her with her fiancée outside enjoying nature, riding bikes, or looking for a great spot to enjoy a cocktail.





### **Kaylin Nick** - *Milwaukee*

Kaylin works with each of our customers first hand and provides an up close and personal Selections Appointment. Her role involves knowledge and expertise on products and how to tailor an appointment to fit the wants and needs of each customer. Kaylin is extremely passionate about Design and its endless possibilities, she provides an EXTRA-Ordinary experience and helps each customer individually create their one of a kind home.



## DESIGN STUDIO VIDEO SERIES

Prior to your selections appointment, you'll be able to get a feel for our Design Studios and learn about what it takes to design your new home during our Design Studio Video Series. In this video series, we'll cover 9 sections total, each lasting about 5 minutes. We ask that you please watch each video in this series and complete your Design Questionnaire **before** your selections appointment. The best part? You can watch these on your own schedule, which gives you the opportunity to take notes, jot down inspiration, and gather any questions for our team as they arise.



# GETTING TO KNOW YOU

*and your family*



Please list the names of all family members who will be living in your home:



Do you have any pets? If yes, please list them here:

☐ Yes

☐ No



It's important that we know your total target investment for your new home. This will ensure that we offer you options that meet your preferences and lifestyle, while helping you stay within the budget you have set for yourself.

☐ Work within the selections allowance in our Build Agreement

☐ We plan on investing approximately \$ \_\_\_\_\_ in additional upgrades





# TELL US MORE

Why are you moving?

Why did you choose Tim O'Brien Homes?

Why did you choose the community you did?

Why did you choose the floor plan you did?

Have you built a home before?

☐ Yes

☐ No

If "Yes", how was your experience?

Do you like to entertain?

☐ Yes

☐ No

When guests visit, you want them to:

☐ Feel at home

☐ Be impressed

☐ Appreciate the vibe

☐ Recognize your personal touches

Tell us more about your activities and lifestyle. Where do you see yourself spending the most time?:



# TELL US MORE

What are some of your hobbies/interests?

What are your favorite restaurants?

What are your favorite foods/beverages?




What does 'extraordinary experience' mean to you?

What would be the best way for you to spend a day with family and/or friends?

Is there anything else you'd like to share with us?







## ADDITIONAL OPTIONS AND UPGRADES

Please rank these areas by importance to you in  
your new home (#1 being most important):

- |                                   |                                   |
|-----------------------------------|-----------------------------------|
| <input type="text"/> Kitchen      | <input type="text"/> Rear Foyer   |
| <input type="text"/> Great Room   | <input type="text"/> Flex Room    |
| <input type="text"/> Owner's Bath | <input type="text"/> Laundry Room |

Which areas would you like to accent in your new home?

- |                                    |  |                                       |
|------------------------------------|--|---------------------------------------|
| <input type="checkbox"/> Exterior  | <input type="checkbox"/> Countertops       | <input type="checkbox"/> Fireplace    |
| <input type="checkbox"/> Flooring  | <input type="checkbox"/> Plumbing Fixtures | <input type="checkbox"/> Custom Paint |
| <input type="checkbox"/> Cabinetry | <input type="checkbox"/> Lighting          | <input type="checkbox"/> Storage      |

Notes

# WHAT'S YOUR STYLE?

*Check all that apply*



## CONTEMPORARY

Contemporary interior design is a sleek and simple space. It uses different features like detailed moldings on walls and windows and open layouts to create an interesting and distinct space.



## MINIMALIST

The minimalist decorating style is inspired by Japanese design and concentrates on the principle that less is more. In the end, minimalist design loves empty space.



## MID-CENTURY MODERN

Mid-century interiors started in the 1950s and '60s in post-war America. During this time the design industry was trying to break out of its traditional barriers and dive into the modern era.





## TRADITIONAL

Largely based on 18th and 19th-century European styles, a traditional interior design scheme is timeless and placeless, comfortable and put together but not overly fancy.



## TRANSITIONAL

Transitional interior design is a mixture of the traditional and modern styles. Bringing together pieces from various design styles creates a singular design that updates the classics with a cohesive, modern feel.



## CRAFTSMAN

A Craftsman style home interior is inviting, and warm, thanks to the woodwork and natural materials of the cabinetry, flooring and architecture. Warmer, wood furniture and organic materials in natural colors are commonly used.





# EXTERIOR PREFERENCES



*Check which style/colors that you prefer*

## Siding shade:

- ☐ Cool Tones (*grays and blues*)
- ☐ Warm Tones (*tans and browns*)
- ☐ Combination of both

## Stone shade:

- ☐ Cool Tones
- ☐ Warm Tones
- ☐ Combination of both

## Roof shingle shade:

- ☐ Light
- ☐ Medium
- ☐ Dark

## Garage door style:

- ☐ Raised panel (*included*)
- ☐ Stained carriage-style

## Exterior aesthetic you wish to achieve:

- ☐ Craftsman
- ☐ Farmhouse
- ☐ French Country
- ☐ Prairie
- ☐ Traditional/Classic

Please provide any additional notes regarding your exterior preferences below:



# INTERIOR PREFERENCES



*Check which styles/colors that you prefer*

## Interior trim color:

- ☐ White
- ☐ Stained

## Interior trim style:

- ☐ Colonial
- ☐ Shaker
- ☐ Craftsman

## Interior door style:

- ☐ 2-panel
- ☐ 3-panel
- ☐ 6-panel

## Interior door hardware finish:

- ☐ Brushed nickel
- ☐ Oil-Rubbed Bronze
- ☐ Black
- ☐ Chrome
- ☐ Gold

## Interior door hardware style:

- ☐ Knob
- ☐ Lever



Please provide any additional notes regarding your interior preferences below:



# KITCHEN PREFERENCES



*Check which style/colors that you prefer*

## Cabinet preference:

- ☐ Painted
- ☐ Stained

## Cabinet shade:

- ☐ Light
- ☐ Medium
- ☐ Dark

## Countertop material:

- ☐ Granite
- ☐ Quartz

## Appliance color:

- ☐ Stainless
- ☐ Black
- ☐ White

## 'Must haves' for your Kitchen:

- ☐ Ceramic tile backsplash
- ☐ Cabinet hardware
- ☐ Decorative end panels
- ☐ Rollout trays
- ☐ Pot and pan drawers
- ☐ Spice rack

Please provide any additional notes regarding your Kitchen preferences below:



# OWNER'S BATH PREFERENCES



*Check which styles/colors that you prefer*

## Countertop material:

- ☐ Cultured marble
- ☐ Granite
- ☐ Quartz

## Hardware finish:

- ☐ Brushed nickel
- ☐ Black
- ☐ Other



# LAUNDRY PREFERENCES



*Check which styles/colors that you prefer*

## 'Must-haves' for your Laundry Room:

- ☐ Folding counter
- ☐ Cabinets above washer and dryer
- ☐ Tile flooring

# FIREPLACE PREFERENCES



*Check which styles/colors that you prefer*

## 'Must-haves' for your Fireplace:

- ☐ Cultured stone
- ☐ Shiplap
- ☐ Raised hearth
- ☐ Barn beam mantle
- ☐ Floor to ceiling stone

